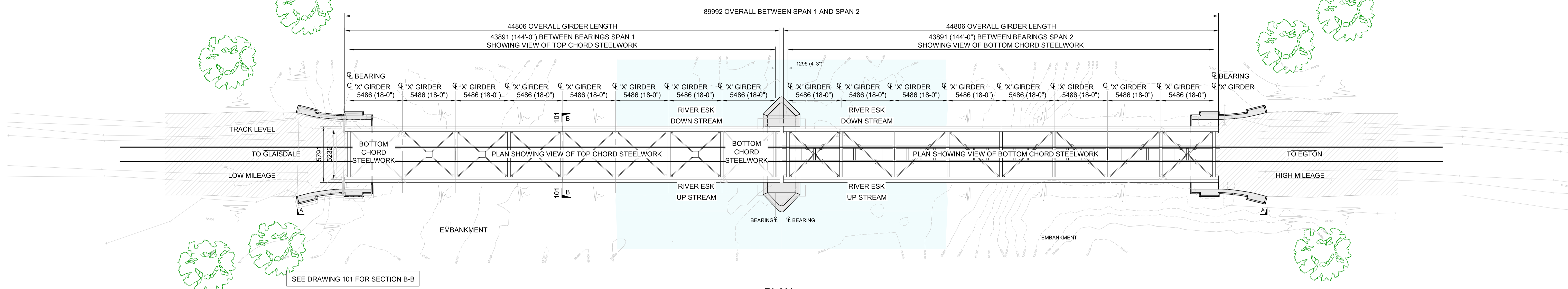
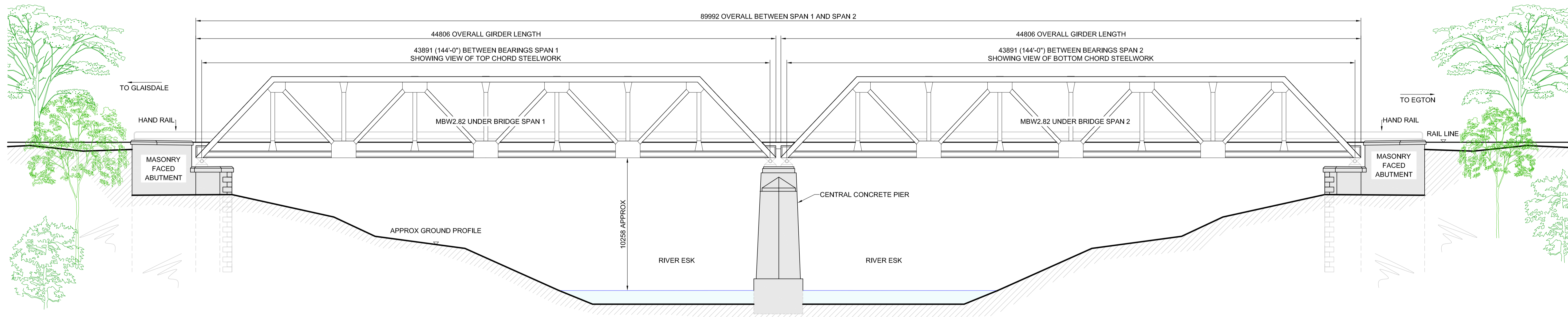


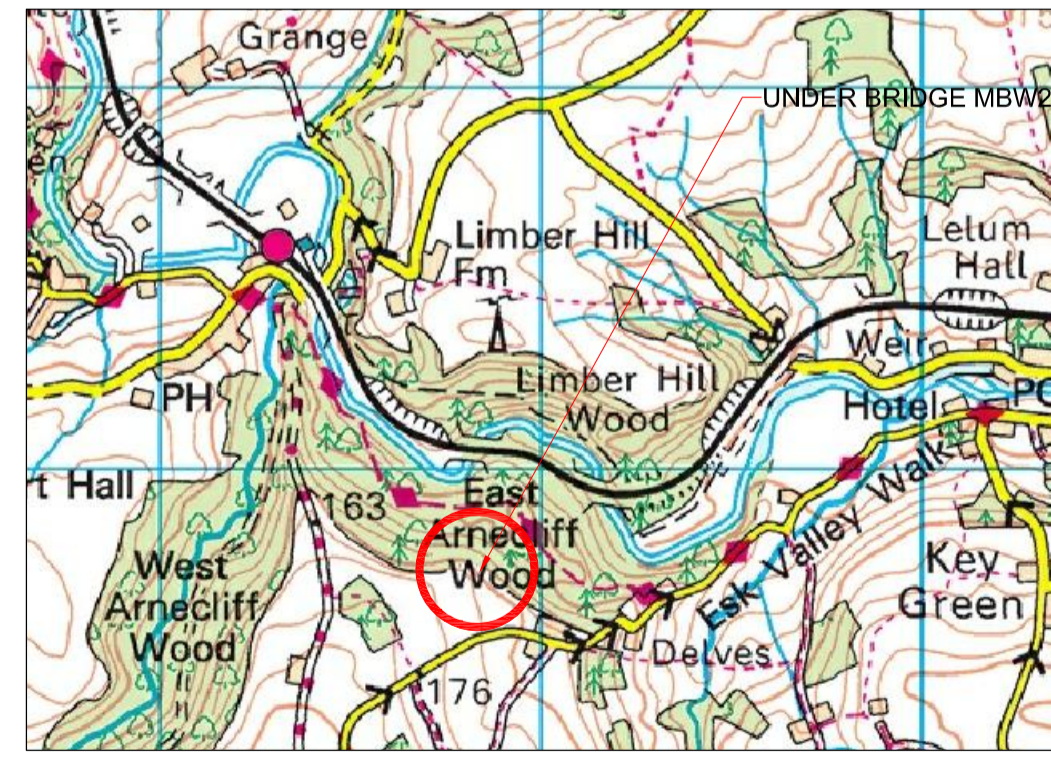
DO NOT SCALE - IF IN DOUBT ASK



PLAN
BRIDGE SQUARE TO ABUTMENTS
Scale 1:150




ELEVATION A-A (SOUTH ELEVATION)
RIVETS OMITTED FOR DRAWING CLARITY. RIVETS @ 2-0" SPACING
Scale 1:150



LOCATION PLAN
UNDER BRIDGE MBW2.82



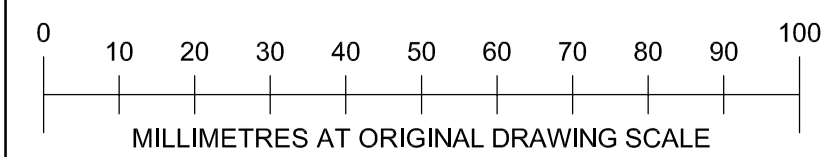
PHOTOGRAPH AT TRACK LEVEL
UNDER BRIDGE MBW2.82



PHOTOGRAPH SHOWING ELEVATION
UNDER BRIDGE MBW2.82

NOTES

- DO NOT SCALE.
- Original drawing is in colour.
- This drawing is to be read in conjunction with all drawings listed on Drawing 001 - Drawing Index
- See Drawing 001 for Standard Notes This drawing is based upon historical archive information.
- Contractor to undertake Toxic metal investigation prior to work commencing. Assume lead is present in all metal work.



FORM 3

REV	DESCRIPTION	BY	CHK	APP	DATE
B01	F003 ISSUE	JB	RH	JB	12/03/20
A01	F001 ISSUE	BD	RH	PM	26/11/19

HBPW
CONSULTING ENGINEERS

HBPW PROJECT NUMBER:
SL06450

PROJECT:
CP6 Renewals
MBW2 / 82 River Esk, Limber Hill Wood.
MILEAGE : 27m 176yds
GRID REF : NZ 789 510

43 BRIDGEGATE
RETFORD
NOTTINGHAMSHIRE
DN22 7UX
TEL: (01777) 868996
www.hbpw.co.uk

CLIENT:



CONTRACTOR:

AMCO GIFFEN

DRAWING:

Existing General Arrangement
Sheet 1 Of 2

PROJECT ENGINEER:
R Hardy

DRAWN:
J Bent

CHECKED:
J Livesey

APPROVED:
J Livesey

DATE: 26/11/2019 SCALE: As Shown SIZE: A1 SUITABILITY: F003 REVISION: B01
DOCUMENT REFERENCE NUMBER:
165289-HBPW-MBW2-DRG-CV-C-101